1760 TCK P6

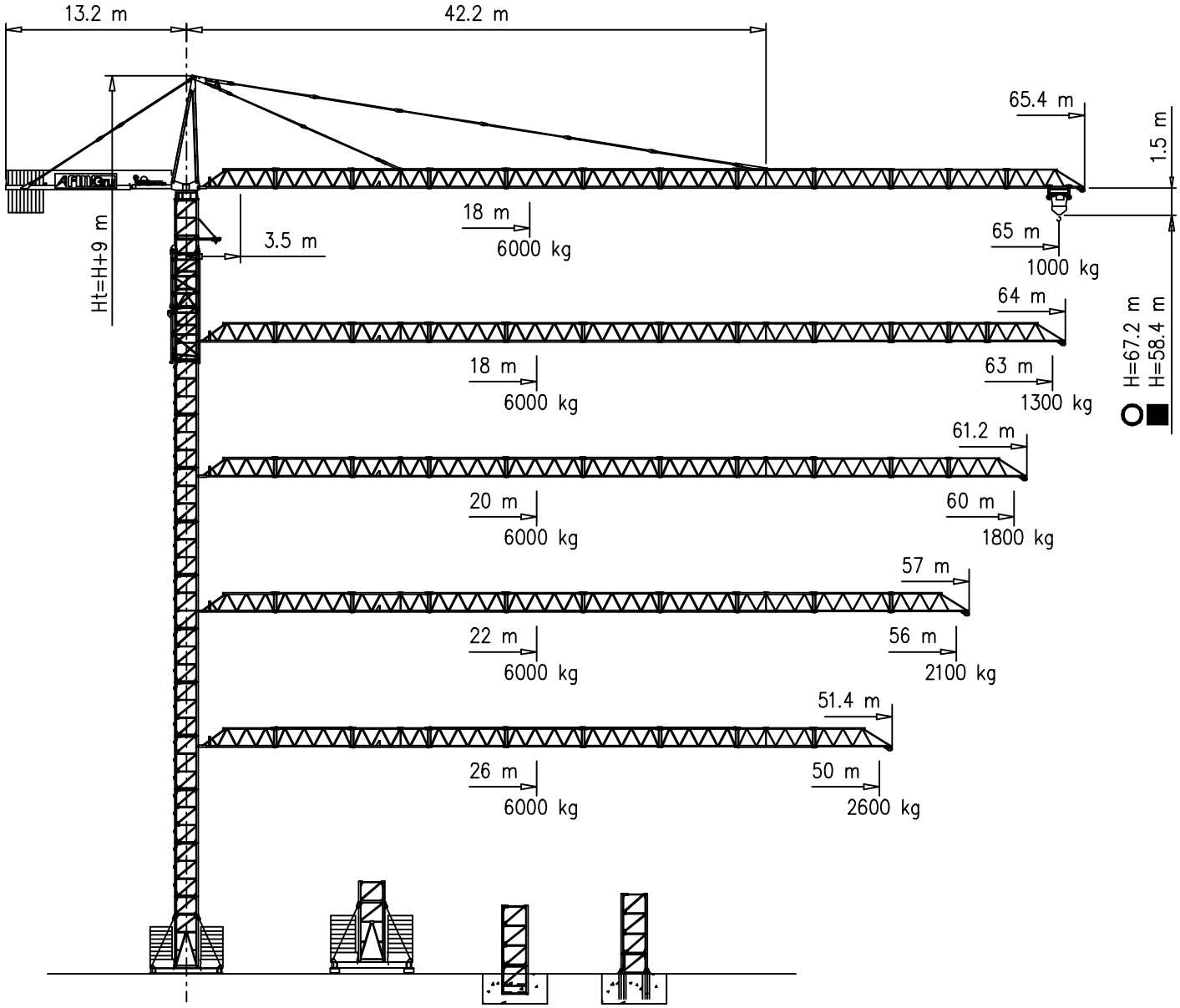

■ S1700 – 1.70x1.70 m

○ S2050 – 2.05x2.05 m

CE FEM A4

© ADV Kule Vinç

AFM Gru 1760 TCK

Torre/Reazioni – Masts/Reactions – Mat/Réactions – Maste/Eckdrücke – Màstil/Reacciones – Tramo/Reacções

S1700

50 m → 65 m

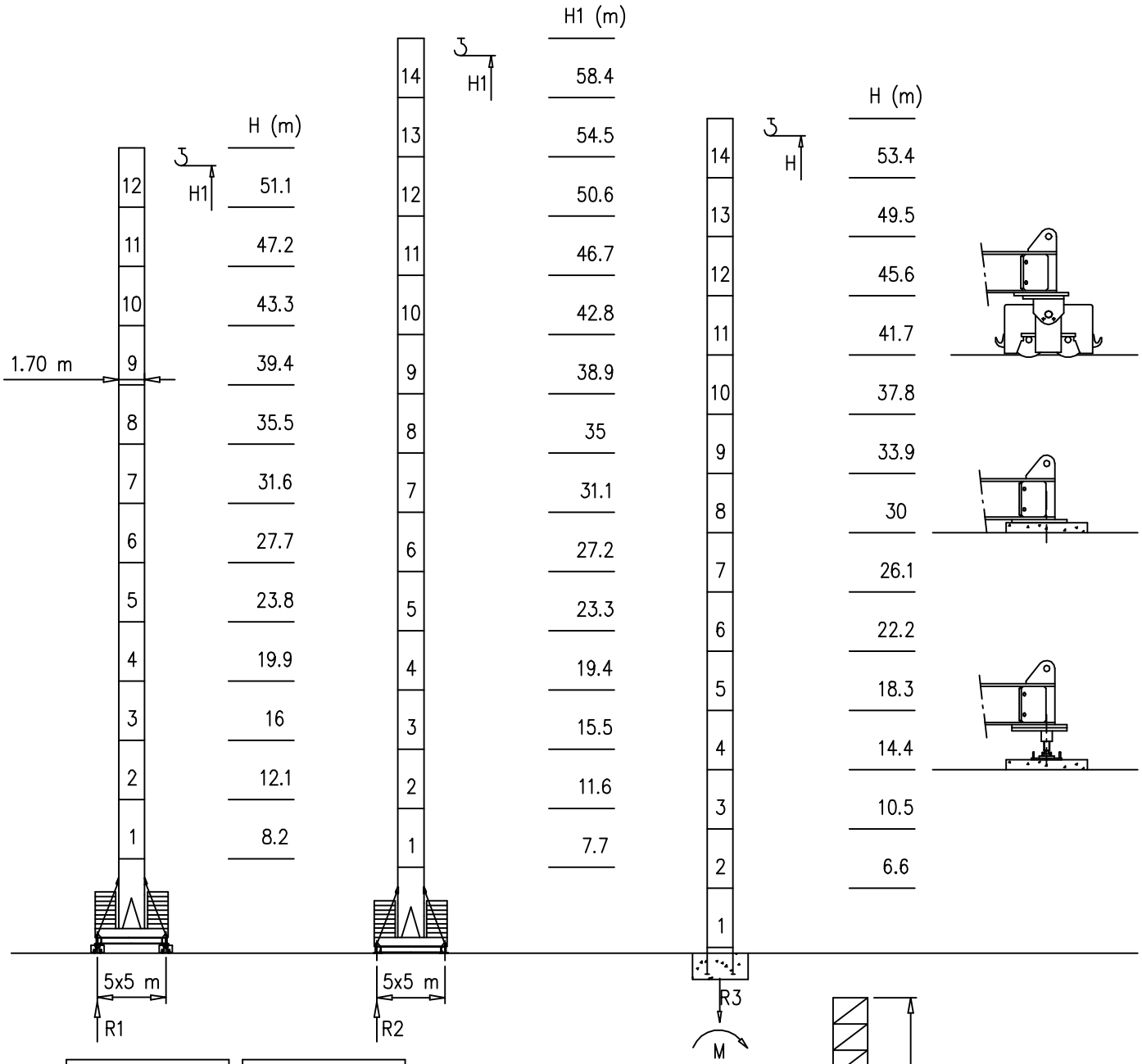

H=46–56 m	
R1	106 t
R2	106 t
R3	95 t
M	336 tm

H=0–45 m	
R1	89 t
R2	88 t
R3	74 t
M	194 tm

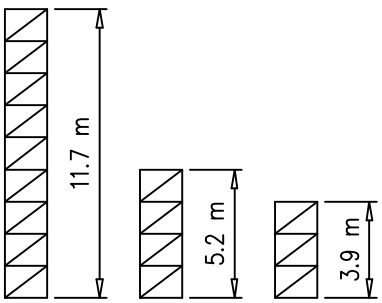

Peso zavorra – Ballast weight – Poids du lest – Ballastgewicht – Peso de lastre

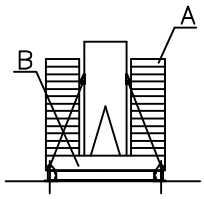

H	n°	Tot.
0–35 m	2B+14A	63600 kg
36–45 m	2B+16A	70600 kg
46–58 m	2B+26A	105600 kg

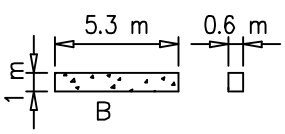

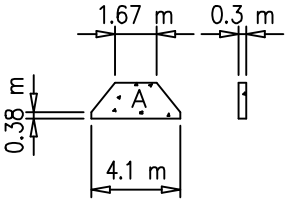

© ADV Kule Vinç

AFM Gru 1760 TCK

Torre/Reazioni – Masts/Reactions – Mat/Réactions – Maste/Eckdrücke – Màstil/Reacciones – Tramo/Reacções

S2050

50 m → 65 m

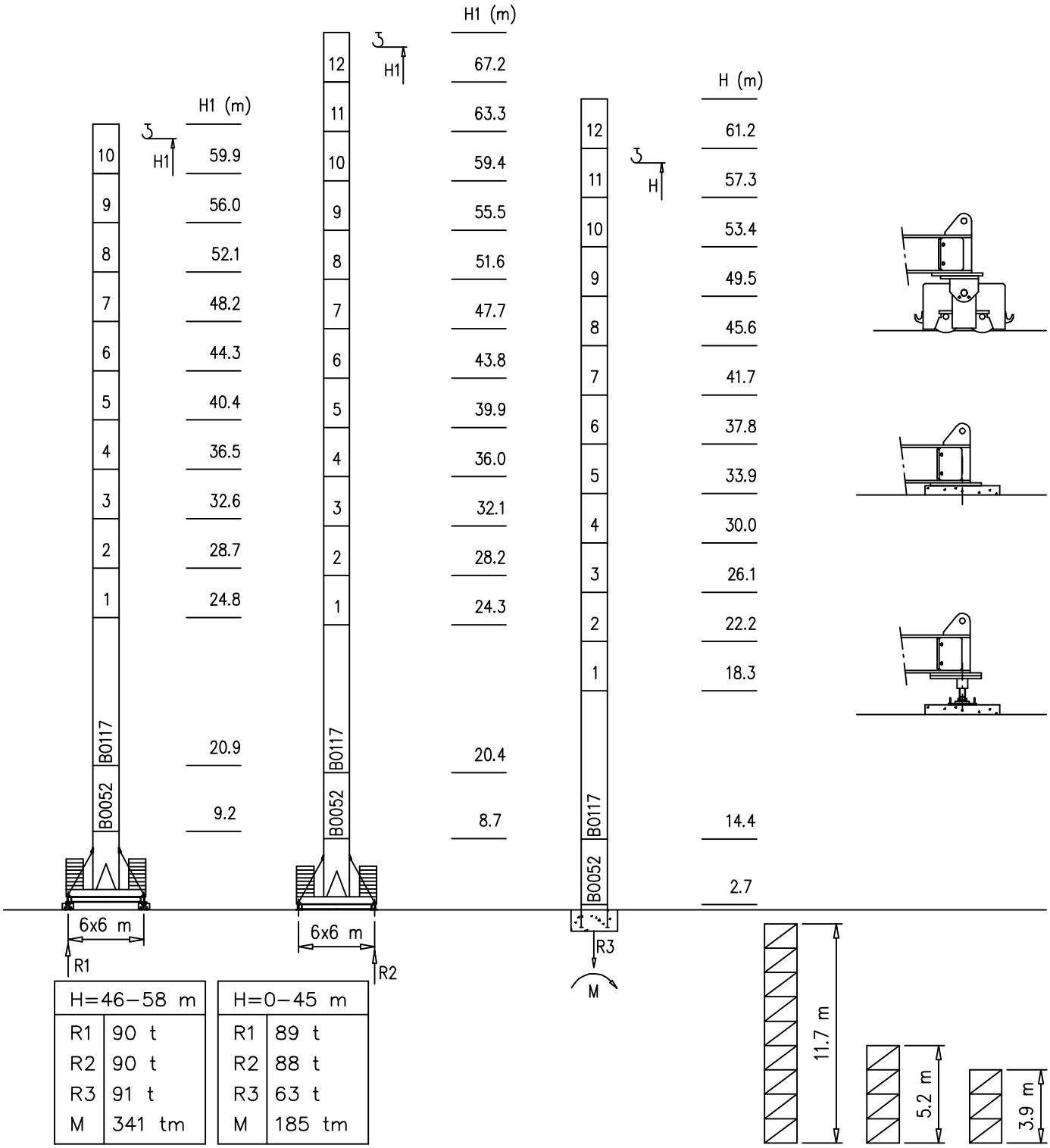

H=46–58 m	
R1	90 t
R2	90 t
R3	91 t
M	341 tm

H=0–45 m	
R1	89 t
R2	88 t
R3	63 t
M	185 tm

Peso zavorra – Ballast weight – Poids du lest – Ballastgewicht – Peso de lastre

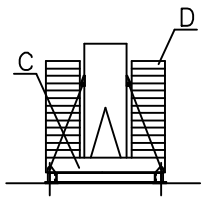

H	n°	Tot.
0–55 m	2C+ 16D	102320 kg
56–67 m	2C+ 18D	112460 kg

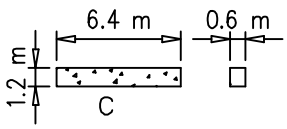

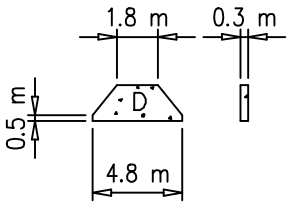

© ADV Kule Vinç

AFM Gru 1760 TCK

Curve di carico – Courbes de charges – Load diagrams – LastKurven – Curvas de cargas

Pmax 3000 kg

25600 kg	65 m	3.5			33	34	36	38	40	42	44	46	48	50	52	54	56	58	60	62	65	m
		3000			3000	2950	2750	2570	2410	2260	2130	2010	1900	1800	1710	1620	1540	1470	1400	1350	1000	kg
25600 kg	63 m	3.5			33	34	36	38	40	42	44	46	48	50	52	54	56	58	60	63		m
		3000			3000	2950	2750	2570	2410	2260	2130	2010	1900	1800	1710	1620	1540	1470	1400	1300		kg
25600 kg	60 m	3.5						38	40	42	44	46	48	50	52	54	56	58	60			m
		3000						3000	2860	2700	2550	2410	2280	2170	2060	1960	1870	1840	1800			kg
25600 kg	56 m	3.5								42	44	46	48	50	52	54	56					m
		3000								3000	2870	2670	2540	2400	2300	2130	2100					kg
22760 kg	50 m	3.5									44	46	48	50	m							
		3000									3000	2810	2670	2600	kg							

Pmax 6000/3000 kg

25600 kg	65 m	3.5	18	22	26	30	32	34	36	38	40	42	44	46	48	50	52	54	56	58	60	62	65	m
		6000	6000	4900	4050	3420	3170	2950	2750	2570	2410	2260	2130	2010	1900	1800	1710	1620	1540	1470	1400	1350	1000	kg
25600 kg	63 m	3.5	18	22	26	30	32	34	36	38	40	42	44	46	48	50	52	54	56	58	60	63		m
		6000	6000	4900	4050	3420	3170	2950	2750	2570	2410	2260	2130	2010	1900	1800	1710	1620	1540	1470	1400	1300		kg
25600 kg	60 m	3.5	20	22	26	30	32	34	36	38	40	42	44	46	48	50	52	54	56	58	60			m
		6000	6000	5720	4750	4030	3740	3480	3250	3050	2860	2700	2550	2410	2280	2170	2060	1960	1870	1780	1700			kg
25600 kg	56 m	3.5		22	26	30	32	34	36	38	40	42	44	46	48	50	52	54	56					m
		6000		6000	5640	4810	4470	4000	3730	3510	3300	3030	2870	2670	2540	2400	2300	2130	2000					kg
22760 kg	50 m	3.5			26	30	32	34	36	38	40	42	44	46	48	50	m							
		6000			6000	5170	4810	4500	4000	3680	3470	3220	3050	2810	2670	2500	kg							

Pmax 6000 kg

25600 kg	65 m	3.5	18	22	26	30	32	34	36	38	40	42	44	46	48	50	52	54	56	58	60	62	65	m
		6000	6000	4900	4050	3420	3170	2950	2750	2570	2410	2260	2130	2010	1900	1800	1710	1620	1540	1470	1400	1350	1000	kg
25600 kg	63 m	3.5	18	22	26	30	32	34	36	38	40	42	44	46	48	50	52	54	56	58	60	63		m
		6000	6000	4900	4050	3420	3170	2950	2750	2570	2410	2260	2130	2010	1900	1800	1710	1620	1540	1470	1400	1300		kg
25600 kg	60 m	3.5	20	22	26	30	32	34	36	38	40	42	44	46	48	50	52	54	56	58	60			m
		6000	6000	5720	4750	4030	3740	3480	3250	3050	2860	2700	2550	2410	2280	2170	2060	1960	1870	1840	1800			kg
25600 kg	56 m	3.5		22	26	30	32	34	36	38	40	42	44	46	48	50	52	54	56					m
		6000		6000	5640	4810	4470	4000	3730	3510	3300	3030	2870	2670	2540	2400	2300	2130	2000					kg
22760 kg	50 m	3.5			26	30	32	34	36	38	40	42	44	46	48	50	m							
		6000			6000	5170	4810	4500	4000	3680	3470	3220	3050	2810	2670	2500	kg							

© ADV Kule Vinç

AFM Gru 1760 TCK

X (m)	kg
5x5	4300kg
6x6	4900kg

S1700	
(m)	(kg)
3,9	1600
5,2	2100
11,7	4200

S2050	
(m)	(kg)
3,9	2000
5,2	2700
11,7	6600

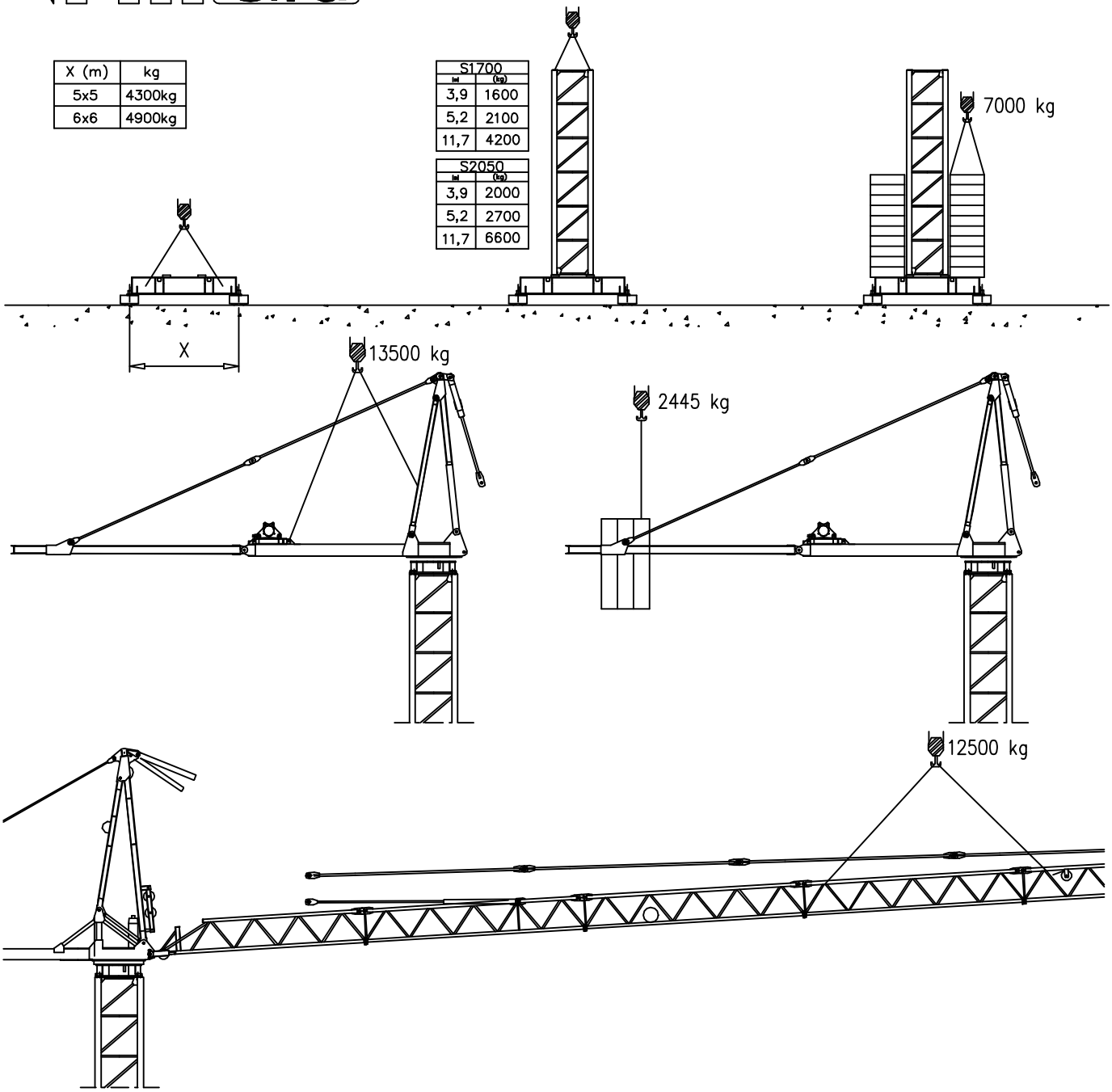

Gru in cavedio – Climbing crane – Télescopage sur dalles – Kletterkrane in Gebäude – Telescopage gruas trepadoras – Telescopagem sobre lages

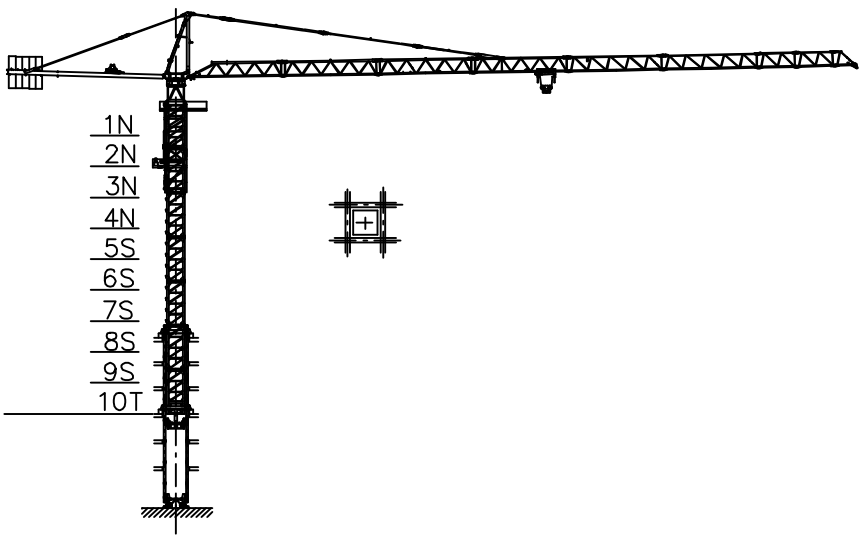

Number of tower section	H (m.)
5S+2N+T	33.40
5S+3N+T	37.30
5S+4N+T	41.20

N = Standard mast element
T = Telescopic element
S = Special mast element

© ADV Kule Vinç

1760 TCK

Meccanismi – Mechanisms – Mécanismes – Antriebe – Mecanismos

Sollevamento S20.40 e V20.40 Hoisting Levage Heben Elevaciòn Elevaçao			1a	4 m/min	3000 kg	14.7 kW	S20.40 32 kVA
			2a	20 m/min	3000 kg		
			3a	40 m/min	1500 kg		
			1a	2 m/min	6000 kg		V20.40 28 kVA
			2a	10 m/min	6000 kg		
			3a	20 m/min	3000 kg		
Sollevamento S2560 e V25.60 Hoisting Levage Heben Elevaciòn Elevaçao			1a	7 m/min	3000 kg	18.5 kW	S25.60 38 kVA
			2a	28 m/min	3000 kg		
			3a	56 m/min	1500 kg		
			1a	3.5 m/min	6000 kg		V25.60 33 kVA
			2a	14 m/min	6000 kg		
			3a	28 m/min	3000 kg		
Sollevamento V45.60 Hoisting Levage Heben Elevaciòn Elevaçao			1a	2 m/min	6000 kg	33 kW	V45.60 50 kVA
			2a	20 m/min	6000 kg		
			3a	31 m/min	5000 kg		
			4a	46 m/min	3200 kg		
			5a	60 m/min	2500 kg		
Carrello Trolleying Distribution Katzfahren Distribuciòn Distribuiçao			1a	5 m/min	6000 kg	3 kW	Potenza elettrica necessaria Puissance èlectrique nècessaire Necessary electric power Anschlusswert – Potencia
			2a	25 m/min	6000 kg		
			3a	50 m/min	3000 kg		
Rotazione Slewing Orientation Schwenken Orientaciòn Rotaçao			1a	0 ⟶ 0.2	giri/min tr/min rp/min	4.4 kW @ 1200rpm n° 2 x 2.2 kW	
			2a	0 ⟶ 0.6			
			3a	0 ⟶ 0.9			
Traslazione Travelling Translation Kranfahren Traslaciòn Translaçao			1a	OP 0 ⟶ 5		7.5 kW	
			2a	0 ⟶ 20			

Rete elettrica – Réseau – Mains supply – Netzstrom – Red – Rede elastica	400V – 50 Hz

FMgru s.r.l.
via Emilia 11–29010 Pontenure PC ITALY
tel. 0523/510446 ric.aut. fax 0523/510365
www.fmgru.com e–mail: info@fmgru.com

FEM 1.001
2000/14/CE

Documento commerciale non contrattuale
Per tutte le informazioni tecniche riferirsi alle corrispondenti istruzioni

Unverbindliches Vertriebsdokument.
Für technische Informationen, siehe die entsprechenden Anweisungen.

This commercial document is not legally binding. For any technical information, please refer to the corresponding instructions.

Documento commercial no contractual
Para cualquities información tecnica, ver la noticia correspondiente.

Code: 15ICA37K35A0			
Ed.	Data	Rev	Data
1	05.06.03	1	27.09.05

© ADV Kule Vinç